

Revised 2017

Approved Edition

Keep in a safe and easy to access place.

Guide to Separating and Taking Out Your Waste



**Build a beautiful town with
everyone talking to each other!!**

Etajima City

Etajima City has made efforts to reduce waste and control disposal costs by using separated waste effectively.

Under such circumstances, Small-sized Home Electric Appliance Law was come into force with the aim of collecting electric equipment such as personal computer, etc. in addition to Home Appliance Recycling Law. Since the methods of waste separation are more diversified by applying these laws, Etajima City has issued a revised edition of the guide corresponding to the current condition.

Your kind cooperation is requested to further separate and reduce waste by utilizing thie revised edition.

Etajima City, Civil Life Department

Environment Section, Health and Environment Group



In order to reduce waste volume, each citizen should take action in promoting the 4Rs.

Reduce: restrict the generation of waste

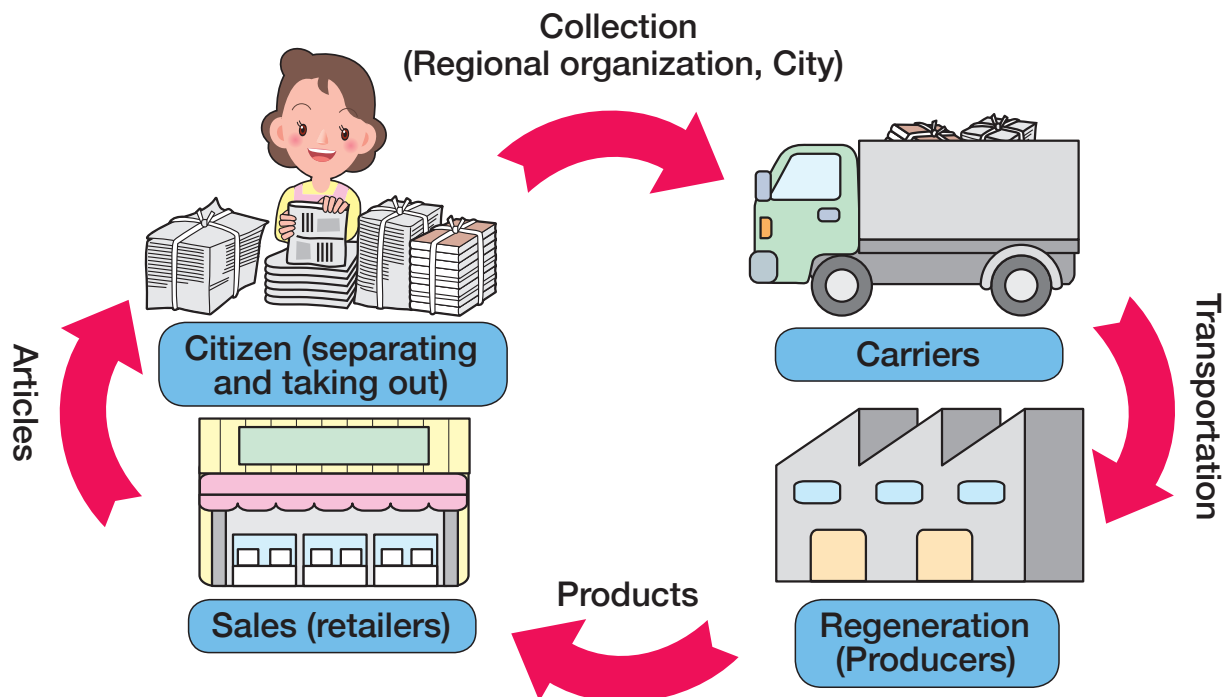
Reuse: reuse things that have become unnecessary

Recycle: recycle things that cannot be reused but can be reused as resources

Refuse: bring in shopping bags and excessive packaging

Let us all make an effort to reduce our waste by looking at our everyday life.

Let's build a circle of recycling (Recycling Society)



What is regenerated by recycled waste?

Bottles

Returnable bottles (beer and soy sauce bottles, etc.), which can be used many times by washing out and "one-way bottles" used for soft drinks. "One-way bottles" are recycled as raw materials of glass bottles.



Used Paper

Used paper becomes a raw material (used paper pulp) again by being dissolved in water and decoloring. There are many products that use used paper, including carton boxes, detergent boxes, tissue, toilet paper and comics, etc.



Clothes

Collected old clothes and cloth/linen are used as clothing again by recyclers or for waste (industrial dusters).



Cans

Cans are melted down at plants and regenerated into metal products. Steel cans are generally regenerated into iron bars (construction materials). Aluminum cans become beer cans, etc.



PET Bottles

Through various treatment processes, these are regenerated into carpets, business shirts, civil engineering tents, etc., and PET bottles.



How to take out waste

<<Carefully check the waste separation table>>

- ☆Please take out by 8:00 a.m. on collection day.
- ☆Do not take out on the previous day, after collection and days other than collection day.
- ☆Please take out, observing separation rules by checking the separation table carefully.
- ☆If wrong articles are taken out, they will not be collected.
(Crows and dogs and cats, etc., will scatter the waste and cause trouble for neighbors.)

Burnable Waste

- ☆Please take out, putting into the "Designated Waste Bag."
- ☆Kitchen garbage should be taken out after removing water.
- ☆Clipped trees in the garden should be cut into pieces shorter than 50cm and taken out tied together with string and not put into a bag.
- Plastics (videotapes, toys, hoses)
- Kitchen garbage
- Cigarette butts, shells, etc.
- Cooking oil (take out after first being absorbed in paper or cloth)



Non-Burnable Waste

- ☆Articles used as resources (metal, bottles, cans, used paper, etc., cloth)
Do not mix with burnable waste
- Ash
- Ceramic (cups, vases, flower pots)
- Glass (cups, glasses, mirrors, cosmetics bottles, pesticide bottles)
- Aluminum foil (used for lunch boxes)




Burnable Large Waste

- Waste mainly made of burnable materials such as wood, plastics, etc. among home electrical appliance, furniture, utensils, etc.
- ※Waste of a small home electrical appliance can be also put into a collecting box at each branch office.

Non-Burnable Large Waste


- Waste mainly made of metal among furniture, bicycle, utensils, etc.
- Waste made of metal such as kettle, pan, spoon, etc.
- ※Small waste such as wire, nail, metal piece, etc. must be taken as non-burnable large waste.

- ☆Please take oil stove, etc. after removing the oil.
- ☆Please take electrical appliance after removing the electric bulb and battery.
- ☆Container with contents must not be brought.
- ☆TV, refrigerator, freezer, clothes dryer, washing machine, air conditioner are not collected.
- ☆Styrofoam within 50cm is taken as burnable waste.




Bottles and Cans

- ☆Please make sure to take out bottles after removing caps.
- ☆Please take out after rinsing out the inside.
- ☆Metal caps should be taken out as non-burnable waste and plastic caps should be taken out as burnable waste.
- ☆Articles which are taken by retailers such as beer bottles should be taken by retailers.
- Bottles and cans for liquids (liquor, soy sauce, vinegar, seasoning, juice, etc.)




PET Bottles

- ☆ Please take out after checking the  mark.
- ☆ Please remove caps and labels.
- ☆ Please take out after rinsing out the inside.
- ☆ Labels and caps should be taken out as burnable waste.
- Soft drinks (juice, tea and water, etc.)
- Liquors (sake, shochu and sweet cooking rice wine)
- Soy sauce



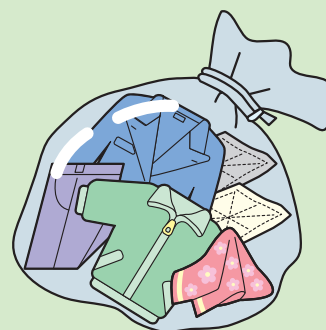
Used Paper

- ☆ Fold by category and take out by cross-binding with string.
- ☆ Please take out on the collection day at the place designated by the regional organization.
- Newspapers, flyers, magazines, carton boxes and milk packs.
- Please take flyers after putting them between newspaper.



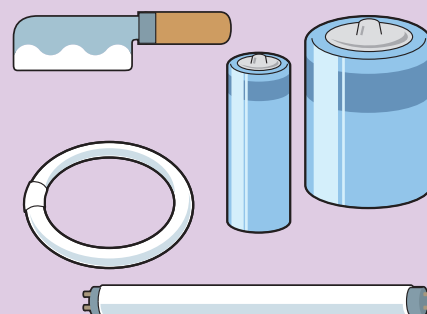
Cloth/Linen

- ☆ Put into transparent or translucent bags (designated bags acceptable) and take out by (tightly binding the opening of the bag).
- ☆ Please take out on the collection day at the place designated by the regional organization.
- Cloth/Linen (cloth articles such as clothing and towels)
- ☆ Futon, zabuton, cotton-quilted kimono, rugs and carpets should be taken out as burnable large waste.



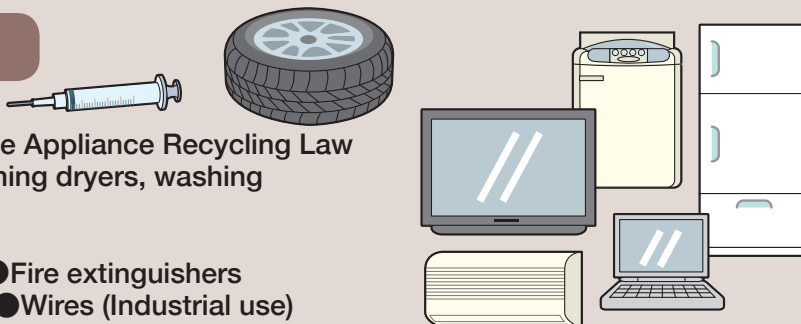
Hazardous/Dangerous Waste

- ☆ Please take out so that waste won't be broken or scattered.
- ☆ Please put into bags by item (battery, fluorescent lamp, blade, spray can, etc.)
- ☆ Please indicate the item on the bag.
- Hazardous waste (fluorescent lamps, dry cells, thermometers)
- Dangerous waste (spray cans, blades, table gas cylinders)



Uncollectible Waste

- ☆ Industrial waste
- ☆ Appliances covered by the Home Appliance Recycling Law
- TVs, refrigerators, freezers, clothing dryers, washing machines, air conditioners
- ☆ Waste not disposed by the city
- Tires, batteries ● Motorcycles ● Fire extinguishers
- Pesticides and cultivators, etc. ● Wires (Industrial use)
- Medical equipment ● Waste oils and paints ● Gas cylinder, etc.



How to take out bottles

Bottles for drinks and foods

Use up the contents, rinse out with water and take out on the **day of bottles and cans** after removing the caps.

Caps (metal)

Non-Burnable Waste

Caps (plastics and corks)

Burnable waste



Cosmetics bottles

Use up the contents and take out on **the day of non- burnable waste**.

Pesticides bottles

Use up the contents, rinse out with water and take out on **the day of non-burnable waste**.

Broken bottles

Please take out on **the day of bottles and cans**.



How to take out cans

1. Empty the contents.

※Please take them after removing caps, if there are.



2. Rinse out the inside with water.

3. Please take out on **the day of bottles and cans**.

Spray cans, stove gas cylinders

Please puncture the can or cylinder in an airy place after using up the contents and take them on the collection **day for hazardous/dangerous waste**.



How to take out PET bottles


1. Take out after removing caps.

Caps (metal)

Non-Burnable Waste

Caps (plastics and corks)

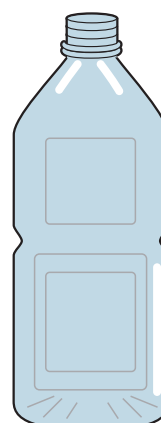
Burnable waste



2. Rinse out the inside with water.

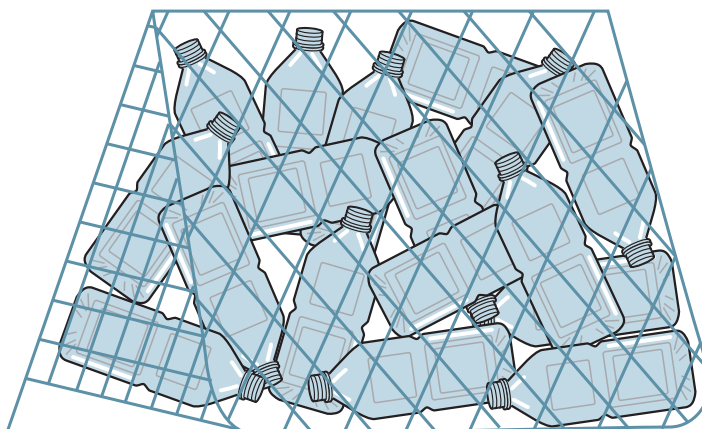


3. Peel off labels.



Labels are
burnable waste.

4. Put into a designated net.



	Name of article	Classification	How to take out	
A	Accessories	non-burnable waste		A
	Accordion curtain	burnable large waste		B
	Adhesive carpet cleaner	burnable waste	Size over 50cm is burnable large waste	
	Advertisement /flyers	used paper (resource waste)	Cross-bind with string and take out on the day of used paper collection	C
	Agricultural machine	not collected	Ask a retail shop or professional disposal service or bring in yourself	D
	Agricultural plastics	not collected	Ask a retail shop or professional disposal service	
	Air cleaner	burnable large waste	Put the waste into the collection box or take it to the waste station as the burnable large waste	E
	Air conditioner (indoor unit)	not collected	Ask a retail shop (Home Appliance Recycling Law)	F
	Air conditioner (outdoor unit)	not collected	Ask a retail shop (Home Appliance Recycling Law)	
	Air pump	non-burnable large waste		G
	Album (including photos)	burnable waste		
	Alkaline cell battery	hazardous/dangerous waste	Take out after indicating they are hazardous/dangerous waste	H
	Aluminum cans (for drinks)	bottles and cans (recyclable waste)	Use up the contents and rinse with water and take out	I
	Aluminum foil	non-burnable waste	Aluminum gas range cover is non-burnable large waste	
	Amplifier	burnable large waste		J
	Antenna	non-burnable large waste		
	Artificial lawn	burnable waste	Size over 50cm is burnable large waste	K
	Ash	non-burnable waste	Only small amount of ash from ordinary homes (take out by adding moisture)	L
	Ashtray (glass/ceramic)	non-burnable waste		
	Ashtray (metal)	non-burnable large waste		M
	Astray (plastic)	non-burnable waste		
	Astronomical telescope	burnable large waste		N
	Audio rack	burnable large waste	Metal products are non-burnable large waste	
B	Baby bath	burnable large waste		O
	Baby bottle (glass)	non-burnable waste		P
	Baby bottle (plastic)	burnable waste		
	Baby carriage	burnable large waste	Baby carriage made of metal is non-burnable large waste	Q
	Baby carriage	burnable large waste	Metal products are non-burnable large waste	
	Bag	burnable waste	Remove clasps	R
	Bag	burnable waste	Articles not containable in a designated bag are burnable large waste	
	Ballpoint pen	burnable waste		S
	Bamboo blind/reed blind	burnable waste	Size over 50cm is burnable large waste	
	Base of laundry rack (made of concrete)	non-burnable waste		T
	Baseball	burnable waste		
	Basin (metal)	non-burnable large waste		U
	Basin (metal)	non-burnable large waste	Wooden products are burnable large waste	
	Basin (plastic)	burnable waste		V
	Bat (metal)	non-burnable large waste		
	Bat (wood)	burnable large waste		W
	Bath agent container	burnable waste		
	Bath furnace, bathtub	not collected	Ask a professional disposal service or bring in yourself	X
				Y
				Z

		Name of article	Classification	How to take out
A	B	Bath mat	burnable waste	
		Bathroom vanity	burnable large waste	
B		Bathtub	not collected	Ask a professional disposal service or bring in yourself
C		Bathtub cover	burnable large waste	Size less than 50cm is burnable waste
		Battery	hazardous/dangerous waste	Take out after indicating hazardous/dangerous waste
D		Battery	not collected	Ask a retail shop or professional disposal service or bring in yourself
E		Bed (metal)	non-burnable large waste	
		Bed (wooden)	burnable large waste	
F		Belt	burnable waste	Clasps shall be removed and take out as non-burnable large waste
		Bicycle tire	burnable large waste	
G		Bicycle tube	burnable waste	Take out after removing clasps
		Bicycle/unicycle	non-burnable large waste	Plastic is burnable large waste
H		Binder (metal)	burnable large waste	If a clasp is removed, burnable waste
		Binoculars	non-burnable large waste	
I		Bird cage	non-burnable large waste	Wooden and bamboo products are burnable large waste (small articles are burnable waste)
		Blade	hazardous/dangerous waste	Take out by wrapping with paper and indicate "blade"
K		Blanket	burnable large waste	Fold or curl up and take out after binding with string
		Blind	burnable large waste	Metal products are non-burnable large waste
L		Blocks	burnable waste	
		Blocks	not collected	Ask a professional disposal service or bring in yourself
M		Bloom	burnable large waste	Size less than 50cm is burnable waste
		Boiler	not collected	Ask a retail shop or professional disposal service
N		Bon Festival lantern	burnable waste	Put the designated bag after cutting it. The waste over 50cm in length is burnable large waste
		Books	used paper (resource waste)	Cross-bind with string and take out on the day of collecting used paper
O		Bookshelf, bookstand, bookstorage	burnable large waste	Metal products are non-burnable large waste
		Boots	burnable waste	
P		1.8L bottle (for drinks)	bottles and cans (recyclable waste)	Use up the contents and rinse out with water and take out after removing caps.
		Bottle (beverages, foods, and drinks, etc.)	bottles and cans (recyclable waste)	Use up the contents and after lightly rinsing out with water, take out after removing caps
Q		Bottle (cosmetics)	non-burnable waste	
		Bottles of coffee, etc.	bottles and cans (recyclable waste)	Take out after emptying out and removing caps
R		Bottles of seasoning, etc.	bottles and cans (recyclable waste)	Use up the contents and briefly rinsing out with water, take out removing the cap
		Bowling ball	non-burnable waste	
S		Box of kleenex	used paper	Remove the plastic and take the waste as used paper
		Branch cutting scissors (clipping scissors)	non-burnable large waste	
T		Branches of trees	burnable waste	Cut shorter than 50cm and take out by binding (not required to be put in a designated bag)
		Bricks	not collected	Ask a professional disposal service or bring in yourself
U		Bucket (metal)	non-burnable large waste	
		Bucket (plastic)	burnable waste	Articles not containable in a designated bag are burnable large waste
V		Buddhist altar	not collected	Ask a retail shop or professional disposal service
		Building and construction waste material	not collected	Ask a professional disposal service or bring in yourself
W		Business shirt	clothes (recyclable waste)	Very dirty things are burnable waste

	Name of article	Classification	How to take out	
C	18L can (for foods, ect.)	non-burnable large waste	Use up the contents	A
	18L can (for paint, oil, etc.)	not collected	Ask a retail shop or professional disposal service	B
	Calculator	burnable large waste	Take out after removing the battery inside	C
	Camara (including video camera)	burnable large waste	Put the waste into the collection box or take it to the waste station as the burnable large waste	D
	Candle	burnable waste		E
	Candy bag	burnable waste		F
	Candy box (metal, smaller than 4L)	bottles and cans (recyclable waste)	Large boxes are non-burnable large waste	G
	Candy box (paper)	Waste paper (recyclable waste)	Cross-bind with string and take out on the day of collection of used paper	H
	Candy can	bottles and cans (recyclable waste)	Those over 4L are non-burnable large waste	I
	Cans (candy, seaweed and canned foods, etc.)	bottles and cans (recyclable waste)	Take out after cleaning the inside	J
	Cans (over 4L)	non-burnable large waste	Take out after cleaning the inside	K
	Cans of coffee, etc.	bottles and cans (recyclable waste)	Take out after emptying out	L
	Cans of seasoning, etc.	bottles and cans (recyclable waste)	Use up the contents and take out after rinsing out with water	M
	Canvas	burnable waste		N
	Caps and labels of PET bottle	burnable waste		O
	Cap of bottle (cork/plastic)	burnable waste	See page 4	P
	Caps of bottles (metal)	non-burnable waste		Q
	Cap of bottle (metal/glass)	non-burnable waste	See page 4	R
	Caps of bottles (plastic)	burnable waste		S
	Car chain	non-burnable large waste		T
	Car wheel (without tire)	non-burnable large waste	Wheels with tires shall not be collected.	U
	Carbon paper	burnable waste		V
	Care bed	non-burnable large waste		W
	Carpet	burnable large waste	Fold or curl up and take out after binding with string	X
	Carton box	used paper (resource waste)	Cross-bind with string and take out on the day of collecting used paper	Y
	Cartridge burner (body)	non-burnable large waste	Remove the cylinder and take out as hazardous/dangerous waste	Z
	Cartridge burner cylinder	hazardous/dangerous waste	Take out after using up the contents	
	Cassette deck	burnable large waste	Put the waste into the collection box or take it to the waste station as the burnable large waste	
	Cassette tape	burnable waste		
	Catalogues, etc.	used paper (resource waste)	Coating paper is burnable waste	
	CD	burnable waste	Cases are the same	
	CD player	burnable large waste	Put the waste into the collection box or take it to the waste station as the burnable large waste	
	Ceramic	non-burnable waste		
	Ceramics/pottery	non-burnable waste		
	Chain	non-burnable large waste		
	Chair (metal)	non-burnable large waste		
	Chair (wood)	burnable large waste	If it is broken down into pieces less than 50cm, it is burnable waste	
	Chalk	burnable waste		
	Chest	burnable large waste		
	Child seat	burnable large waste		
	Children's swing	non-burnable large waste	Take out after cutting or folding shorter than 1.5m. Wooden or plastic products are burnable large waste	

		Name of article	Classification	How to take out
A	C	Cigarette butts	burnable waste	
		Clay	non-burnable waste	Paper clay is burnable waste
B		Cleaner	burnable large waste	Remove the filter, etc., inside and take out as burnable waste
C		Cleaning bag	burnable waste	
		Clip	non-burnable waste	Take out after wrapping in paper
D		Clipped branches/fallen leaves	burnable waste	Bind within 50cm and take out (not required to be put in a designated bag)
E		Clock	burnable large waste	Remove the battery inside and take out as hazardous/dangerous waste
F		Cloth diaper	burnable waste	Remove dirty things
		Cloth wall paper	burnable waste	
		Cloth waste, cloth piece, remnant	clothes (recyclable waste)	Very dirty things are burnable waste
G		Clothes dryer	not collected	Ask a retail shop (Home Appliance Recycling Law)
H		Clothes hanger (metal)	non-burnable large waste	Mixed materials are the same
		Clothes hanger (plastic)	burnable waste	
I		Clothespin	burnable waste	Metal products are non-burnable large waste
J		Clothing	clothes (recyclable waste)	Very dirty things are burnable waste
		Clothing case (metal)	non-burnable large waste	
K		Clothing case (paper)	Waste paper (recyclable waste)	Cross-bind with string and take out on the day of collection of used paper
L		Clothing case (plastic)	non-burnable waste	If it is broken down into pieces less than 50cm, it is burnable waste
		Clothing case (wood)	burnable large waste	If it is broken down into pieces less than 50cm, it is burnable waste
M		Clothing, etc.	clothes (recyclable waste)	Very dirty clothing is burnable waste
		Coffee cup (glass/ceramic)	non-burnable waste	Do not mix with such recyclable waste as bottles and cans
N		Coffee cup (metal)	non-burnable large waste	
O		Coffee maker	burnable large waste	Put the waste into the collection box or take it to the waste station as the burnable large waste
		Color box (rack)	burnable large waste	
P		Comb/hair brush	burnable waste	Metal products are non-burnable large waste
Q		Comic book	used paper (resource waste)	Cross-bind with string and take out on the day of collecting used paper
		Compact (cosmetics)	burnable waste	Metal products are non-burnable large waste
R		Concrete block husk	not collected	Ask a professional disposal service or bring in yourself
S		Contact lenses (glass)	non-burnable waste	Plastic products are burnable waste
		Cooking oil (solidified)	burnable waste	
T		Cooking oil bottle	bottles and cans (recyclable waste)	Use up the contents and after lightly rinsing out with water, take out after removing caps
		Cooking oil can (smaller than 4L)	bottles and cans (recyclable waste)	Use up the contents and 18L can is non-burnable large waste
U		Cooking oil container (plastic)	burnable waste	Use up the contents and take out (PET No. 1  is recycling source)
V		Cooking paper	burnable waste	
		Cooking waste	burnable waste	Take out after draining water well (use garbage disposer)
W		Cooler (including air conditioner)	not collected	Ask a retail shop (Home Appliance Recycling Law)
X		Cooler box	burnable large waste	
		Cooler for window	not collected	Ask a retail shop (Home Appliance Recycling Law)
Y		Core of toilet paper	used paper (resource waste)	
		Cosmetic cotton	burnable waste	
Z		Cosmetics container (glass)	non-burnable waste	Do not mix with such recyclable waste as bottles and cans

	Name of article	Classification	How to take out	
C	Cosmetics container (plastic)	burnable waste		A
	Cosmetics container (spray can)	hazardous/dangerous waste	Use up the contents and take out by puncturing a hole	B
	Cotton, stuff including cotton	burnable waste		C
	Crayon	burnable waste		D
	Credit card	burnable waste	Take out after cutting with scissors	E
	Clipped branches	burnable waste	Bind within 50cm and take the waste	F
	Clock	burnable large waste	Put the waste into the collection box or take it to the waste station as the burnable large waste	G
	Coffee maker	burnable large waste	Put the waste into the collection box or take it to the waste station as the burnable large waste	H
	Concrete/cement	not collected	Ask a professional disposal service or bring them in yourself	I
	Container	burnable large waste	Take the containers (for agriculture) in yourself	J
	Cultivating machine	not collected	Ask a retail shop or professional disposal service	K
	Cup (glass)	non-burnable waste	Do not mix with such recyclable waste as bottles and cans	L
	Cup (metal)	non-burnable large waste		M
	Cup (paper/plastic)	burnable waste		N
	Cup ramen container	burnable waste		O
	Cupboard	burnable large waste	Metal products are non-burnable large waste	P
	Cupboard	burnable large waste	Metal products are non-burnable large waste	Q
	Curtain	burnable waste	Remove clasps	R
	Curtain rail	non-burnable large waste	Take out after cutting or folding shorter than 1.5m	S
	Cushion	burnable waste	Size over 50cm is burnable large waste	T
	Cutter blade	hazardous/dangerous waste	Take out after wrapping with paper and indicate "blade"	U
	Cutting blade	burnable large waste	Take out after wrapping the blade in paper	V
	Cutting board	burnable waste	Size over 50cm is burnable large waste	W
	Cycling machine	non-burnable large waste		X
D	Dehumidifier	burnable large waste	Put the waste into the collection box or take it to the waste station as the burnable large waste	Y
	Deodorizer	burnable waste		Z
	Desk	burnable large waste	Metal products are non-burnable large waste	
	Desk lamp	burnable large waste	Put the waste into the collection box or take it to the waste station as the burnable large waste	
	Desktop PC	burnable large waste	Put the waste into the collection box or take it to the waste station as the burnable large waste	
	Detergent box (including containers)	burnable waste		
	Dictionary	used paper (resource waste)	Cross-bind with string and take out on the day of collecting used paper	
	Dirty bottles, cans	non-burnable waste		
	Dish (glass/ceramic)	non-burnable waste		
	Dish (metal)	non-burnable large waste		
	Dish (plastic)	burnable waste		
	Dish washer/drying machine	burnable large waste		
	Disposable chopsticks	burnable waste		
	Doghouse (wood/plastic)	burnable large waste	If it is broken down into pieces less than 50cm, it is burnable waste	
	Doll	burnable waste	Size over 50cm is burnable large waste	
	Doll case	burnable large waste	Glass products are non-burnable waste	
	Door/fusuma	burnable large waste	Metal products are non-burnable large waste	

		Name of article	Classification	How to take out
A	D	Down quilt	burnable large waste	Folding in four and bind by string
		Draining net	burnable waste	
B		Drawer	burnable large waste	
C		Drawing table (used at home)	burnable large waste	Metal products are non-burnable large waste
		Dresser	burnable large waste	Mirror shall be removed and taken out as non-burnable waste
D		Dresser (mirror stand)	burnable large waste	Remove a mirror and take out as non-burnable waste
E		Drier (clothing)	not collected	Ask a retail shop (Home Appliance Recycling Law)
		Drink bottle	bottles and cans (recyclable waste)	Use up the contents and after lightly rinsing out with water, take out after removing caps
F		Drip molding (made of vinyl chloride)	burnable large waste	Make it within 1.5m long and take out by binding with string
		Drum can	not collected	Ask a retail shop or professional disposal service or bring in yourself
G		Drum set	burnable large waste	
H		Dry cell battery	hazardous/dangerous waste	Button and Ni-Cd batteries shall be brought into a retail shop
		Dryer	burnable large waste	Put the waste into the collection box or take it to the waste station as the burnable large waste
I		Drying agent	burnable waste	
J		Duralumin case	non-burnable large waste	
		Dustpan	burnable waste	Metal products are non-burnable large waste
K	E	Earthen pot	non-burnable waste	
L		Egg pack	burnable waste	
		Electone/organ	burnable large waste	
M		Electric blanket	burnable large waste	
		Electric bulb	hazardous/dangerous waste	Take out after indicating hazardous/dangerous waste
N		Electric carpet	burnable large waste	
O		Electric cart	not collected	Ask a retail shop or professional disposal service
		Electric cord	burnable large waste	Put the waste into the collection box or take it to the waste station as the burnable large waste
P		Electric fan	burnable large waste	
Q		Electric foot heater	burnable large waste	Put the waste into the collection box or take it to the waste station as the burnable large waste
		Electric heating pad	non-burnable large waste	
R		Electric kotatsu	burnable large waste	
		Electric microwave	non-burnable large waste	
S		Electric pot	burnable large waste	Put the waste into the collection box or take it to the waste station as the burnable large waste
T		Electric razor	burnable large waste	
		Electric rice cooker	burnable large waste	
U		Electric sewing machine	burnable large waste	Put the waste into the collection box or take it to the waste station as the burnable large waste
V		Electric stand	burnable large waste	Fluorescent lamps and bulbs are to be taken out as hazardous/dangerous waste
		Electric shaver	burnable large waste	Put the waste into the collection box or take it to the waste station as the burnable large waste
W		Electric stove	burnable large waste	Put the waste into the collection box or take it to the waste station as the burnable large waste
		Electronic calculator	burnable large waste	Put the waste into the collection box or take it to the waste station as the burnable large waste
X		Enamel pan	non-burnable large waste	
Y		Encyclopedia	used paper (resource waste)	Cross-bind with string and take out on the day of collecting used paper
		Engine (except for lawn mowers)	not collected	Ask a retail shop or professional disposal service or bring in yourself
Z		Entrance mat (chemical fiber)	burnable waste	Size over 50cm is burnable large waste

	Name of article	Classification	How to take out	
E	Entrance mat (metal)	non-burnable large waste		A
	Envelope	used paper (resource waste)		B
	Eraser	burnable waste		C
	Extension cord (Electric cord)	burnable large waste	Put the waste into the collection box or take it to the waste station as the burnable large waste	D
	Extractor fan	burnable large waste		E
F	Facsimile (for business)	not collected	Ask a retail shop or professional disposal service	F
	Facsimile (for home use)	burnable large waste	Put the waste into the collection box or take it to the waste station as the burnable large waste	G
	Fallen leaves	burnable waste	Weeds and dried flowers are the same	H
	Fan heater	non-burnable large waste	Remove kerosene and batteries	I
	Farm tool (sickle, etc.)	burnable large waste	Blades shall be taken out by wrapping in paper	J
	Felt pen	burnable waste		K
	Felt pen (glass)	non-burnable waste	Plastic products are burnable waste	L
	Fence	non-burnable large waste		M
	Film (including a case)	burnable waste		N
	Fire extinguisher (unused)	not collected	Ask a retail shop or professional disposal service	O
	Fire extinguisher (used)	non-burnable large waste	Take out after indicating they are used	P
	Fish box (styrofoam)	burnable waste	Those which are used by ordinary family and not containable in a designated bag, burnable large waste	Q
	Fishing rod	burnable large waste		R
	Flashlight (metal)	burnable large waste	Put the waste into the collection box or take it to the waste station as the burnable large waste	S
	Flashlight (plastic)	burnable large waste	Put the waste into the collection box or take it to the waste station as the burnable large waste	T
	Floating tube	burnable waste		U
	Floor grates	burnable large waste		V
	Floppy disk	burnable waste		W
	Flower pot (ceramic)	non-burnable waste		X
	Flower pot (metal)	non-burnable large waste		Y
	Flower pot (plastic)	burnable waste	"Size over 50cm is burnable large waste"	Z
	Flower table	burnable large waste		
	Fluorescent lamp	hazardous/dangerous waste	Take out after indicating they are hazardous/dangerous waste (put into a bag by item)	
	Flyers, etc.	used paper (resource waste)	Cross-bind with string and take out on the day of collecting used paper	
	Food tray	burnable waste	To the recycling box of a large store you purchased as practicable as possible	
	Food waste	burnable waste	Take out after draining water completely (use garbage disposer)	
	Foot mat (chemical fiber)	burnable waste		
	Foot mat (metal)	non-burnable large waste		
	Fork	non-burnable large waste		
	Frame (metal)	non-burnable large waste		
	Frame (wood, plastic)	burnable waste	Size over 50cm is burnable large waste	
	Freezer	not collected	Ask a retail shop (Home Appliance Recycling Law)	
	Fruit peel	burnable waste		
	Frying pan	non-burnable large waste		
	Furniture	burnable large waste		
	Furoshiki	clothes (recyclable waste)	Plastic products and very dirty things are burnable waste	

		Name of article	Classification	How to take out
A	F	Futon	burnable large waste	Take out after folding or rounding and binding with string
		Futon cover (for storage)	burnable waste	
B		Futon dryer	burnable large waste	Put the waste into the collection box or take it to the waste station as the burnable large waste
C	G	Futon drying stand	non-burnable large waste	
		Galvanized plate	non-burnable large waste	Cut or fold within 1.5m and take out
D		Garbage	burnable waste	Take out after draining water completely (use garbage disposer)
E		Gas cylinder (for propane gas)	not collected	Ask retailers
		Gas range	non-burnable large waste	Take out after removing the batteries inside
F		Gas rice cooker (metal)	non-burnable large waste	Electric rice cooker is burnable large waste
G		Gas stove	burnable large waste	Take the waste after removing the batteries inside
		Gate door	non-burnable large waste	Take out after cutting or folding within 1.5m
H		Glass (including broken glasses and dishes, etc.)	non-burnable waste	
		Glasses	non-burnable waste	Plastic products are burnable waste
I		Globe	burnable large waste	Metal products are non-burnable large waste
J		Gloves	burnable waste	
		Gloves (cloth)	clothes (recyclable waste)	Very dirty things are burnable waste
K		Glow lamp	hazardous/dangerous waste	Take out after indicating they are hazardous/dangerous waste
L		Goggles (plastic)	burnable waste	
		Golf ball	burnable waste	
M		Golf club	non-burnable large waste	Bags are burnable large waste
		Grass	burnable waste	
N		Guitar (including amplifier)	burnable large waste	Cases are the same
O		Gus stove burner	non-burnable large waste	Take out after removing the batteries inside
		Gypsum board	non-burnable waste	Bring them in yourself, if there are a lot
P	H	Hair brush	burnable waste	
Q		Hair spray can	hazardous/dangerous waste	Use up the contents and take out by puncturing a hole
		Hairpin	non-burnable waste	
R		Hammer	burnable large waste	
S		Hand mirror	non-burnable waste	
		Handkerchief	clothes (recyclable waste)	Very dirty things are burnable waste
T		Hang glider	not collected	Ask a retail shop or professional disposal service or bring in yourself
U		Hanger (material mixed with metal)	burnable large waste	
		Hanger (materials mixed with metal)	burnable large waste	
V		Hanger (metal)	non-burnable large waste	
		Hanger (metal)	non-burnable large waste	
W		Hanger (plastic)	burnable waste	
		Hanger (plastic)	burnable large waste	Size less than 50cm is burnable waste
X		Hanging clock	burnable large waste	Take out after removing the batteries inside
Y		Hanging health apparatus	non-burnable large waste	
		Hanten	burnable waste	
Z		Hard plastic	burnable waste	

	Name of article	Classification	How to take out	
H	Harmonica	non-burnable large waste		A
	Hat	clothes (recyclable waste)	Very dirty things are burnable waste	B
	Headphone stereo	burnable large waste	Put the waste into the collection box or take it to the waste station as the burnable large waste	C
	Health meter	burnable large waste	Metal products are non-burnable large waste	D
	Heat insulator	not collected	Ask a professional disposal service or bring in yourself	E
	Heat-resistant glass	non-burnable waste		F
	Helmet	burnable waste	Metal products are non-burnable large waste	G
	Hibachi brazier	non-burnable waste	Metal products are non-burnable large waste	H
	Hoe	burnable large waste		I
	Hose	burnable waste	Take out after cutting less than 50cm or binding so as not to spread	J
	Hose reel (metal)	non-burnable large waste		K
	Hose reel (plastic)	burnable large waste	If put in a designated bag, burnable waste	L
	Hot carpet	burnable large waste	Take out after folding or rounding and binding with string	M
	Hot curler	burnable waste		N
	Hot plate	burnable large waste	Put the waste into the collection box or take it to the waste station as the burnable large waste	O
	Humidifier	burnable large waste	Put the waste into the collection box or take it to the waste station as the burnable large waste	P
I	IC recorder	burnable large waste	Put the waste into the collection box or take it to the waste station as the burnable large waste	Q
	Ice box (cooler box)	burnable large waste		R
	Ice pick	hazardous/dangerous waste		S
	Ice-Non	burnable waste		T
	Ink ribbon	burnable waste		U
	Ink stone	non-burnable waste		V
	Instant water heater (home use)	non-burnable large waste		W
	Iron	burnable large waste	Put the waste into the collection box or take it to the waste station as the burnable large waste	X
	Iron dumbbell	non-burnable large waste		Y
	Iron pipe	non-burnable large waste	Cut or fold within 1.5m and take out	Z
	Iron plate/bar	non-burnable large waste	Cut or fold within 1.5m and take out	
	Ironing board	burnable large waste		
J	Jack	non-burnable large waste		
	JamBottle	bottles and cans (recyclable waste)	Use up the contents and after lightly rinsing out with water (see page 4)	
	Japanese fan	burnable waste		
	Juice bottle	bottles and cans (recyclable waste)	Use up the contents and take out after rinsing out with water	
	Juice can	bottles and cans (recyclable waste)	Use up the contents and take out after rinsing out with water	
	Juice container (PET No. 1)	PET bottle	Wash inside and take out removing the cap. Check PET mark	
	Juice paper pack	used paper (resource waste)	Wash inside and dry and take out after rinsing out with water	
K	Karaoke set	burnable large waste		
	Ketchup container	burnable waste		
	Kettle	non-burnable large waste		
	Keyboard (instrument)	burnable large waste		
	Kimono	clothes (recyclable waste)	Very dirty things are burnable waste	
	Kitchen knife	hazardous/dangerous waste	Take out by wrapping with paper and indicate "blade"	

		Name of article	Classification	How to take out
A	K	Kitchen sink	burnable large waste	Metal products are non-burnable large waste
		Kitchen sink	non-burnable large waste	
B		Knife	hazardous/dangerous waste	Take out by wrapping with paper and indicate "blade"
C		Knitting machine	non-burnable large waste	
		Knitting wool	burnable waste	
D		Kotatsu	burnable large waste	Top panels and towers are the same
E		Kotatsu futon	burnable large waste	
F	L	Ladder (wood)	burnable large waste	Cut or fold within 1.5m and take out
G		Lantern	non-burnable large waste	Take out after draining oil
G		Laptop PC	burnable large waste	Put the waste into the collection box or take it to the waste station as the burnable large waste
		Laser disc player	burnable large waste	Put the waste into the collection box or take it to the waste station as the burnable large waste
H		Laundry pole	non-burnable large waste	Take out after cutting or folding within 1.5m
		Lawn mower	non-burnable large waste	Oil and gasoline shall be removed and taken out
I		Leather goods	burnable waste	
J		Leather shoes	burnable waste	
		LED electric light bulb	hazardous/dangerous waste	
K		Leftovers	burnable waste	Drain water and utilize a garbage disposer
L		Legless chair	burnable large waste	
		Letter case (metal)	non-burnable large waste	
M		Letter case (plastic)	burnable large waste	Size less than 50cm is burnable waste
		Lighter (disposable)	hazardous/dangerous waste	Take out after using up the content
N		Lighter (metal)	non-burnable large waste	Take out after using up the content
O		Lighting apparatus	burnable large waste	Fluorescent lamps and bulbs are to be taken out as hazardous/dangerous waste
		Lighting equipment	burnable large waste	Put the waste into the collection box or take it to the waste station as the burnable large waste
P		Lipstick case	burnable waste	Metal products are non-burnable large waste
Q		Lithium battery	not collected	Consult with a retail shop
		Locker	burnable large waste	Metal products are non-burnable large waste
R		LPG cylinder	not collected	Ask a retail shop
S		Lumber/pillar, etc.	not collected	Ask a professional disposal service or bring in yourself
T		Lunch jar (metal)	non-burnable large waste	
		Lunch jar (plastic)	burnable waste	
U	M	Magazine	used paper (resource waste)	Cross-bind with string and take out on the day of collecting used paper
		Magnet	non-burnable large waste	
V		Magnetic card	burnable waste	
		Magnetic mattress	burnable large waste	
W		Magnifier	non-burnable waste	Plastic products are burnable waste
		Mallet	burnable large waste	
X		Manganese battery	hazardous/dangerous waste	Take out after indicating hazardous/dangerous waste
Y		Mannequin (for sawing)	burnable large waste	Only limited to those used at home
Z		Marble	non-burnable waste	
		Mask	burnable waste	

	Name of article	Classification	How to take out	
M	Massage chair	burnable large waste		A
	Massage machine (legless chair type)	burnable large waste		B
	Mattress (including that with spring)	burnable large waste		C
	Mayonnaise container	burnable waste		D
	Measuring scale (plastic)	burnable large waste	Metal products are non-burnable large waste	E
	Medical waste	not collected	Ask a professional disposal service or consult a medical facility.	F
	Mercury cell	hazardous/dangerous waste	Take out after indicating hazardous/dangerous waste	G
	Microscope	non-burnable large waste		H
	Microwave oven	burnable large waste		I
	Microwave sheet	non-burnable waste		J
	Milk can	bottles and cans (recyclable waste)	Use up the contents and take out	K
	Minicomponent set	burnable large waste	Put the waste into the collection box or take it to the waste station as the burnable large waste	L
	Miniature bulb	hazardous/dangerous waste	Take out after indicating hazardous/dangerous waste	M
	Mirror	non-burnable waste		N
	Mobile phone	burnable large waste	Put the waste into the collection box or take it to the waste station as the burnable large waste	O
	Mop (with handle)	burnable large waste		P
	Mortar (for toy)	burnable large waste	Put the waste into the collection box or take it to the waste station as the burnable large waste	Q
	Motor (large)	not collected	Ask a retail shop or professional disposal service	R
	Motorcycle	not collected	Ask a retail shop or professional disposal service	S
N	Nail	non-burnable large waste	Take out after wrapping in paper and indicating as nail	T
	Nail cutter	non-burnable large waste		U
	Nail polish bottle	non-burnable waste		V
	Necktie	clothes (recyclable waste)	Very dirty things are burnable waste	W
	Needle	non-burnable waste	Take out by wrapping with paper and take out in a safe condition	X
	Neutral detergent container (plastic)	burnable waste	Use up the contents and take out after rinsing out with water	Y
	Newspaper	used paper (resource waste)	Cross-bind with string and take out on the day of collecting used paper	Z
	NiCad battery	hazardous/dangerous waste	Recycle at a retail shop as practicable as possible	
	Note	used paper (resource waste)	Cross-bind with string and take out on the day of collecting used paper	
	Note PC	not collected	Ask a PC manufacturer (PC Recycling Law) refer to P27	
O	Oil	not collected	Ask a retail shop or professional disposal service for oil and grease	
	Oil (cooking oil)	burnable waste	Take out after being absorbed in paper or cloth or by solidifying	
	Oil /grease (other than cooking oil)	not collected	Ask a retail shop or professional disposal service	
	Oil bottle	bottles and cans (recyclable waste)	Use up the contents and rinse out with water and take out after removing caps	
	Oil can (less than 4L)	bottles and cans (recyclable waste)	Use up the contents and 18L can is non-burnable large waste	
	Oil heater	burnable large waste		
	Oil sheet	burnable waste		
	Oil stove	non-burnable large waste	Take out after extracting oil and removing batteries	
	Old cloth, old clothing	clothes (recyclable waste)	Very dirty things are burnable waste	
	One-time lighter	hazardous/dangerous waste	Take out after using up gas	
	One-time portable body warmer	burnable waste	According to the indications of articles	
	Organ/electone	burnable large waste		

		Name of article	Classification	How to take out
A	O	Oven (metal)	non-burnable large waste	
		Oven microwave	non-burnable large waste	
B		Oven toaster	burnable large waste	
C	P	Pacifier	burnable waste	
		Package (paper)	used paper (resource waste)	Cross-bind with string and take out on the day of collecting used paper
D		Package of powder medicine	burnable waste	
E		Packaging string	burnable waste	Plastic strings are the same (Bundle them so as not to be dissected)
F		Paint	not collected	Ask a retail shop or professional disposal service
		Paint	not collected	Ask a retail shop or professional disposal service
G		Paint can (empty)	non-burnable large waste	Articles to be taken out by ordinary homes
		Pamphlet	used paper (resource waste)	Cross-bind with string and take out on the day of collecting used paper
H		Pan (metal)	non-burnable large waste	
		Pan (other than metal)	non-burnable waste	Earthen pot and glasses, etc.
I		Paper bag	used paper (resource waste)	Remove the handle other than paper and take out on the day of used paper collection
J		Paper box	used paper (resource waste)	Cross-bind with string and take out on the day of used paper collection
		Paper clay	burnable waste	
K		Paper cup	burnable waste	
L		Paper diaper	burnable waste	Dirty things shall be removed
M		Paper fan	burnable waste	
		Paper pack for drinks	Waste paper (recyclable waste)	Those aluminum coated inside are burnable waste
N		Paper pack for milk, etc.	used paper (recyclable waste)	Wash inside and dry and take out on the day of collecting used paper after opening
		Paper towel	burnable waste	
O		Parasol	burnable large waste	Only frame is non-burnable large waste
		Parka	burnable waste	
P		PC	burnable large waste	Put the waste into the collection box or take it to the waste station as the burnable large waste
		Pencil sharpener (electrically-powered)	burnable large waste	Put the waste into the collection box or take it to the waste station as the burnable large waste
Q		Pencil, writing brush, brush	burnable waste	
		Pesticide bottle	non-burnable waste	Use up the contents and wash with water
R		Pesticides/chemicals, etc.	not collected	Ask a retail shop or professional disposal service
		PET bottle (PET No. 1)	PET bottle (recyclable waste)	Wash inside and remove the cap and label. Check PET mark
T		PET bottle (other than the above)	burnable waste	
		Pharmaceutical products (tablets/powder)	burnable waste	Needles are not collected. Consult a medical facility
U		Phonograph record	burnable waste	
V		Photo books/album	burnable waste	
W		PHS (mobile phone)	burnable large waste	Put the waste into the collection box or take it to the waste station as the burnable large waste
		Pianica (instrument)	burnable large waste	
X		Piano	not collected	Ask a retail shop or professional disposal service
		Pick (used at home)	burnable large waste	
Y		Pickel	burnable large waste	
Z		Picture book	Waste paper (recyclable waste)	Cross-bind with string and take out on the day of collection of used paper
		Pillow	burnable waste	

	Name of article	Classification	How to take out	
P	Pinholder	non-burnable large waste		A
	Pipe chair	non-burnable large waste		B
	Planter (plastic)	burnable waste		C
	Plaster	burnable waste		D
	Plastic (for agriculture)	not collected	Ask a retail shop or professional disposal service	E
	Plastic bag	burnable waste		F
	Plastic corrugated plate	burnable large waste	Size less than 50cm is burnable waste	G
	Plastic hose	burnable waste	Take out after cutting less than 50cm or binding so as not to spread	H
	Plastic model	burnable waste		I
	Plastic storage case	burnable waste	Size less than 50cm is burnable waste	J
	Plate (glass/ceramic)	non-burnable waste		K
	Plate (metal)	non-burnable large waste		L
	Plate (paper/plastic)	burnable waste		M
	Plate chips	burnable waste	"Size over 50cm is burnable large waste"	N
	Plate glass	non-burnable waste		O
	Play equipment (swing, slide, etc.)	non-burnable large waste	Dismantle and take out by cutting or folding within 1.5m	P
	Polyethylene bag	burnable waste		Q
	Polyethylene tank	burnable large waste	Empty inside, including kerosene and water, etc., and take out	R
	Portable safe	non-burnable large waste		S
	Pot	burnable large waste		T
	Pot (ceramic)	non-burnable waste	Flower pots are the same	U
	Pot (plastic)	burnable waste	Flower pots are the same	V
	Potty-seat	burnable large waste	Size less than 50cm is burnable waste	W
	Power generator	non-burnable large waste	About the size for small leisure use	X
	Printer	burnable large waste		Y
	Projector (8mm)	non-burnable large waste		Z
	Push pin/thumbtack	non-burnable waste	Take out in a safe condition after wrapping in paper	
R	Racket (table tennis, etc.)	burnable waste	For tennis, burnable large waste	
	Radio/radio cassette recorder	burnable large waste	Put the waste into the collection box or take it to the waste station as the burnable large waste	
	Raincoat	burnable waste		
	Rattan furniture	burnable large waste		
	Razor	hazardous/dangerous waste	Take out by wrapping with paper and indicate "blade"	
	Reception set	burnable large waste		
	Record player	burnable large waste	Put the waste into the collection box or take it to the waste station as the burnable large waste	
	Reel (fishing tool)	burnable large waste	Fishing string shall be cut less than 50cm and take out as burnable waste	
	Refrigerant	burnable waste		
	Refrigerator	not collected	Ask a retail shop (Home Appliance Recycling Law)	
	Register	not collected	Ask a professional disposal service or bring in yourself	
	Register bag	burnable waste		
	Reinforced glass	non-burnable waste		
	Remote controller (TV, etc.)	burnable large waste	Put the waste into the collection box or take it to the waste station as the burnable large waste	

		Name of article	Classification	How to take out
A	R	Retort pack	non-burnable waste	
		Rice bin (ricer)	burnable large waste	Metal products are non-burnable large waste
B		Rice cake maker	burnable large waste	
C		Rice cooker/rice cooking jar	burnable large waste	Use up the contents and take out
		Rice mortar (stone /wood)	not collected	Ask a professional disposal service or bring them in yourself
D		Roller skate	burnable large waste	Plastic products are burnable waste
E		Rope (home use)	burnable waste	Take out after cutting less than 50cm or binding so as not to spread
		Rubber products (gloves/boots, etc.)	burnable waste	Tires shall not be collected
F		Rubber-soled canvas boots	burnable waste	
G		Rubble	not collected	Ask a professional disposal service or bring in yourself
		Rug	burnable large waste	Fold or curl up and take out after binding with string
H		Running machine	non-burnable large waste	
	S	Safe (fire-proof)	not collected	Ask a retail shop or professional disposal service or bring in yourself
I		Safe (portable)	non-burnable large waste	
J		Safety shoes	burnable waste	
		Sake container (PET No. 1)	PET bottle	Wash inside and take out removing the cap. Check PET mark
K		Sake cup (glass)	non-burnable waste	
L		Sake paper pack	used paper (resource waste)	Wash inside and dry and take out on the day of collecting used paper by opening
		Sake paper pack (aluminum inside)	burnable waste	
M		Sake-can which can be warmed	non-burnable waste	
N		Sandal	burnable waste	
		Sanitary goods	burnable waste	
O		Sash	non-burnable large waste	
		Sash door and rain shutter	non-burnable large waste	Wooden doors are burnable large waste
P		Sawing machine	burnable large waste	
Q		Sawing needle	non-burnable waste	Take out by wrapping with paper and take out in a safe condition
		Sawing tools	burnable large waste	Pointed objects shall be wrapped in paper, etc., and take out as non-burnable waste
R		Scale (metal)	non-burnable large waste	
S		Scale (plastic)	burnable waste	Size over 50cm is burnable large waste
		School bag	burnable waste	
T		Scissors	non-burnable large waste	Blades shall be take out by wrapping in paper
U		Scoop	non-burnable large waste	
		Scoop (metal)	non-burnable large waste	Wooden doors are burnable large waste
V		Scooter	not collected	Ask a retail shop or professional disposal service
		Scrub brush (kamenoko)	burnable large waste	
W		Scrub brush (metal)	non-burnable large waste	
		Seal	burnable waste	
X		Sealing tape	burnable waste	
		Seaweed can	bottles and cans (recyclable waste)	
Y		Shampoo/detergent, etc., containers	burnable waste	
Z		Sheets	clothes (recyclable waste)	Very dirty things are burnable waste

	Name of article	Classification	How to take out	
S	Shells	burnable waste		A
	Shochu container (PET No. 1)	PET bottle	Wash inside and take out removing the cap. Check mark	B
	Shoe box	burnable large waste		C
	Shoes	burnable waste		D
	Short coat	cloth		E
	Shopping bag (cloth, plastic)	burnable waste		F
	Shredder (home use)	burnable large waste	Metal products are non-burnable large waste	G
	Sideboard	burnable large waste		H
	Skate board	burnable large waste		I
	Skating shoes	non-burnable waste	Articles without clasp are burnable waste	J
	Ski set	burnable large waste	Board and stock are the same	K
	Ski shoes	burnable large waste	Articles without clasp are burnable waste	L
	Ski wear	clothes (recyclable waste)	Very dirty things are burnable waste	M
	Slippers	burnable waste		N
	Small radio/portable radio	burnable large waste	Put the waste into the collection box or take it to the waste station as the burnable large waste	O
	Snowboard	burnable large waste		P
	Socks	clothes (recyclable waste)	Very dirty things are burnable waste	Q
	Sofa	burnable large waste		R
	Solar water heater	not collected	Ask a retail shop or professional disposal service or bring in yourself	S
	Solidified cooking oil	burnable waste		T
	Soy sauce bottle (glass)	bottles and cans (recyclable waste)	Use up the contents and after lightly rinsing out with water, take out after removing caps	U
	Soy sauce container (PET No. 1)	PET bottle	Wash inside and take out removing the cap. Check mark	V
	Speaker	burnable large waste		W
	Spike shoes	non-burnable waste	Articles without clasp are burnable waste	X
	Spirits bottle	bottles and cans (recyclable waste)	Use up the contents and after lightly rinsing out with water, take out after removing caps	Y
	Sponge	burnable waste		Z
	Spoon	non-burnable large waste		
	Spray (home use)	burnable large waste	Metal products are non-burnable large waste	
	Spray can	hazardous/dangerous waste	Use up the contents and take out by puncturing a hole	
	Spray can of pesticides	hazardous/dangerous waste	Use up the contents and take out by puncturing a hole	
	Stand	burnable large waste		
	Stapler	non-burnable large waste		
	Stationary article (ceramic)	non-burnable waste		
	Stationary article (metal)	non-burnable large waste		
	Steel can	bottles and cans (recyclable waste)	Use up the contents and take out after rinsing out with water	
	Stepladder	non-burnable large waste		
	Stereo rack	burnable large waste		
	Stereo set	burnable large waste		
	Stocking	burnable waste		
	Stone (pumice stone for gardening)	non-burnable waste		
	Stone for gardening (pumice stone)	non-burnable waste		


		Name of article	Classification	How to take out
A	S	Stones/blocks, etc.	not collected	Ask a professional disposal service or bring them in yourself
		Storeroom	non-burnable large waste	Dismantle and take out by cutting or folding within 1.5m
B		Stove	non-burnable large waste	Take out after extracting oil and removing batteries
C		Straw mat	burnable large waste	Size less than 50cm is burnable waste
		Straw products	burnable waste	
D		String (including fishing string)	burnable waste	
E		Study desk	burnable large waste	Metal products are non-burnable large waste
		Study desk	burnable large waste	Metal products are non-burnable large waste
F		Stuffed toy	burnable waste	
		Styrofoam	burnable large waste	Articles containable in a designated bag are burnable waste
G		Suit	clothes (recyclable waste)	Very dirty things are burnable waste
H		Suitcase	burnable large waste	
		Sunglasses (glass)	non-burnable waste	Plastic products are burnable waste
I		Surfboard	not collected	Ask a professional disposal service or bring in yourself
J		Sweater	clothes (recyclable waste)	Very dirty things are burnable waste
		Sweetened sake bottle (glass)	bottles and cans (recyclable waste)	Use up the contents and after lightly rinsing out with water, take out after removing caps
K	T	Tabi socks	burnable waste	
L		Table (wood)	burnable large waste	Metal products are non-burnable large waste
		Table clock	burnable large waste	Take out by removing the cell battery inside
M		Tablet sheet	burnable waste	
		Tatami mat	not collected	Ask a retail shop or professional disposal service or bring in yourself
N		Tea bowl/plate (glass/ceramic)	non-burnable waste	Plastic products are burnable waste
O		Tea cans	bottles and cans (recyclable waste)	Plastic caps are burnable waste
		Tea cup (ceramic)	non-burnable waste	
P		Tea cup (glass/ceramic)	non-burnable waste	
Q		Tea cup (metal)	non-burnable large waste	
		Tea cup (resin)	burnable waste	
R		Tea pot (ceramic)	non-burnable waste	
		Tea pot (metal)	non-burnable large waste	
S		Telephone set	burnable large waste	Put the waste into the collection box or take it to the waste station as the burnable large waste
T		Telescope	non-burnable large waste	Binoculars are the same
		Tempura guard (aluminum)	non-burnable large waste	
U		Tempura waste oil (home use)	burnable waste	Take out after solidifying or absorbing in paper, etc.,
V		Tennis racket	burnable large waste	
		Tent (for leisure)	burnable large waste	
W		Text paper	used paper (resource waste)	Cross-bind with string and take out on the day of collecting used paper
		Textbooks	used paper (recyclable waste)	Cross-bind with string and take out on the day of used paper collection
X		Thermal paper	burnable waste	Non-recyclable
Y		Thermometer	hazardous/dangerous waste	Take out after indicating they are hazardous/dangerous waste
		Thermometer	hazardous/dangerous waste	Take out after indicating hazardous/dangerous waste
Z		Thermos	burnable large waste	

	Name of article	Classification	How to take out	
T	Thick paper	Waste paper (recyclable waste)	Cross-bind with string and take out on the day of collection of used paper	A
	Thumbtack	non-burnable waste	Take out after wrapping with paper in a safe condition	B
	Tiered stand for dolls	non-burnable large waste		C
	Tile	not collected	Ask a professional disposal service or bring in yourself	D
	Tile	not collected	Ask a professional disposal service or bring in yourself	E
	Tire (for bicycle)	burnable large waste		F
	Tire (for motorcycle and car)	not collected	Ask a retail shop or professional disposal service	G
	Tissue paper box	burnable waste		H
	Toaster	non-burnable large waste		I
	Toilet bowl	not collected	Ask a professional disposal service or bring in yourself	J
	Toilet brush	burnable waste		K
	Toner (for home use)	burnable waste		L
	Tool box	non-burnable large waste	Wooden and plastic products are burnable large waste.	M
	Tooth brush	burnable waste	Electric type is burnable large waste	N
	Tooth paste tube (laminated)	burnable waste		O
	Towel/bath towel	clothes (recyclable waste)	Very dirty things are burnable waste	P
	Toys (materials mixed with metal)	burnable large waste		Q
	Toys (materials mixed with metal)	burnable large waste	Size less than 50cm is burnable waste	R
	Toys (metal)	non-burnable large waste		S
	Toys (metal)	non-burnable large waste		T
	Toys (plastic)	burnable waste	Stuffed toys are the same	U
	Toys (plastic)	burnable waste		V
	Tray (metal)	non-burnable large waste		W
	Tray (plastic, wood)	burnable large waste	Size less than 50cm is burnable waste	X
	Trays	burnable waste	To the recycling box of a large store you purchased as practicable as possible	Y
	Triangle corner (metal)	non-burnable large waste		Z
	Triangle corner (plastic)	burnable waste		
	Tricycle	non-burnable large waste	Plastic products are burnable large waste	
	Trophy	burnable large waste	Glass products are non-burnable waste	
	Trouser press	burnable large waste		
	Tupperware	burnable waste		
	TV	not collected	Ask a retail shop (Home Appliance Recycling Law)	
	TV game console	burnable large waste	Put the waste into the collection box or take it to the waste station as the burnable large waste	
	TV game software	burnable waste	Put the cassette into the collection box or take the waste as the burnable large waste	
	TV rack	burnable large waste	Metal products are non-burnable large waste	
	Typewriter	non-burnable large waste		
U	Umbrella	burnable large waste	In case of only frames, non-burnable large waste	
	Umbrella	burnable large waste	In case of only frames, non-burnable large waste	
	Underwear	used paper (resource waste)	Very dirty things are burnable waste	
	Unicycle (made of steel)	non-burnable large waste	"Unicycle made of plastic is burnable large waste"	
	Used tea leaves	burnable waste		

		Name of article	Classification	How to take out
A	V	Vacuum cleaner	burnable large waste	Put the waste into the collection box or take it to the waste station as the burnable large waste
		Vase (glass, ceramic)	non-burnable waste	
B		Vase (glass, ceramic)	non-burnable waste	Plastic is burnable waste
C		Vase (metal)	non-burnable large waste	
		Vegetable waste	burnable waste	Take out after draining water completely (use garbage disposer)
D		Ventilator	burnable large waste	Metal products are non-burnable large waste
E		Video camera	burnable large waste	Put the waste into the collection box or take it to the waste station as the burnable large waste
		Video deck	burnable large waste	Put the waste into the collection box or take it to the waste station as the burnable large waste
F		Videotape	burnable waste	
G	W	Wagon	burnable large waste	Metal products are non-burnable large waste
		Wall clock	burnable large waste	Put the waste into the collection box or take it to the waste station as the burnable large waste
H		Washcloth	clothes (recyclable waste)	Very dirty things are burnable waste
		Washing machine	not collected	Ask a retail shop (Home Appliance Recycling Law)
I		Washlet (toilet seat)	non-burnable waste	It is recommended to be taken by a professional disposal service
J		Washstand	burnable large waste	Remove the mirror (unburnable waste)
		Waste oil	not collected	Ask a retail shop or professional disposal service
K		Waste wood	burnable large waste	Take out after making it within 1.5m
L		Watch	burnable large waste	Put the waste into the collection box or take it to the waste station as the burnable large waste
		Water flask (glass/metal)	non-burnable large waste	
M		Water flask (plastic)	burnable waste	
		Water heater	non-burnable large waste	
N		Water heater/hot water supplier (large)	not collected	Ask a retail shop or professional disposal service or bring in yourself
O		Water pillow	burnable waste	
		Water tank (glass)	non-burnable waste	
P		Water tank (plastic)	burnable waste	Size over 50cm is burnable large waste
Q		Wax can	non-burnable large waste	Use up the contents and take out
		Wax paper	burnable waste	
R		Weight scale (health meter)	burnable large waste	Metal products are non-burnable large waste
		Wheelchair	non-burnable large waste	
S		Wine bottle	bottles and cans (recyclable waste)	Use up the contents and after lightly rinsing out with water, take out after removing caps
T		Wire	non-burnable large waste	
		Wire (only for home use)	non-burnable large waste	Take out after binding so as not to spread
U		Wood chips/branches	burnable waste	Size over 50cm is burnable large waste
V		Word processor	burnable large waste	Put the waste into the collection box or take it to the waste station as the burnable large waste
W		Working gloves	clothes (recyclable waste)	Very dirty things are burnable waste
		Wrap	burnable waste	
X	Y	Yukata	clothes (recyclable waste)	Very dirty things are burnable waste
	Z	Zabuton	burnable large waste	Size less than 50cm is burnable waste
Y		Zori	burnable waste	
Z				

When taking out waste, please take out the waste falling on the day to the waste station by checking the attached “Waste Calendar.”

<<Meanings of Terms in the Calendar>>

Burnable:	articles that ignite when fire is near.
Non-burnable:	articles that do not ignite if fire is near and not falling under any other waste.
Large:	Waste of a size with length and width of over 50cm
Bottles and Cans:	containers for drinks (juice and beer, etc.)
PET Bottles:	containers with  mark
Collection of Used Paper:	Magazines, etc.
Clothes:	clothing

<<How to take out>>

Burnable waste:	put into a designated waste bag and take out on the day by the Calendar.
Non-burnable waste:	put into an ordinary bag and take out on the day by the Calendar.
Large Waste:	take out on the day by the Calendar as is.
Bottles and Cans:	remove caps, take out after washing the inside with water. Caps should be taken out on the day of non- burnable waste.
PET Bottles:	remove caps, take out after washing the inside with water. Caps should be taken out on the day of non- burnable waste.
Collection of Used Paper:	take out by cross-binding with a string on the day of collection in your area.
Collection of Clothes:	take out by putting into a transparent or translucent bag (designated bags are acceptable) on the day of collection in your area.

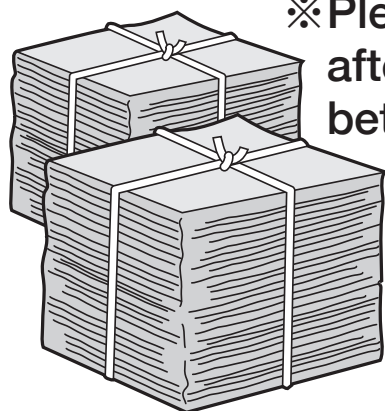
How to take out used paper

Magazines: take out by binding


Newspapers

Newspapers and advertisements (flyers) should be bound together and taken out.

※Please take flyers after putting them between newspaper.

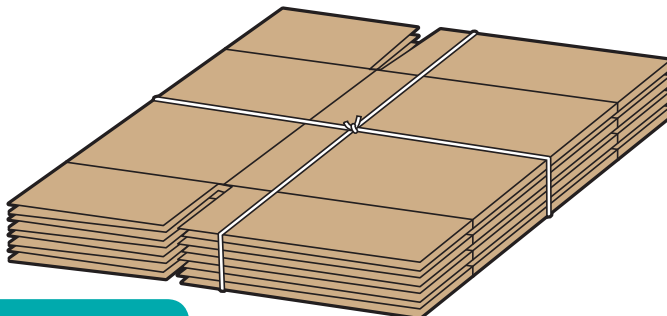
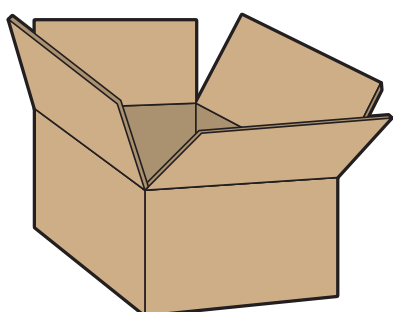


Cross-binding with a string




Carton boxes: take out by binding

Cross-binding with a string



How to take out clothes

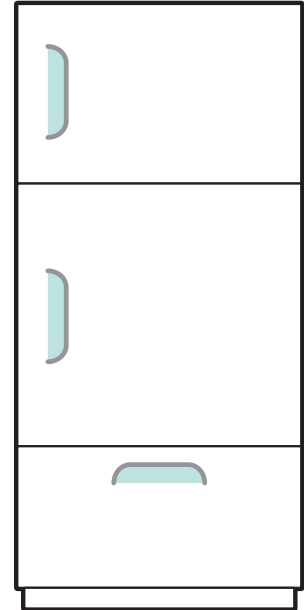



1. Put into a transparent or translucent bag (designated bags are acceptable) and take out by (tightly binding the opening of the bag).



2. Very dirty clothes should be taken out as **burnable waste**.

How to take out TVs, air conditioners, washing machines, refrigerators and freezers

Please dispose of them by asking retail shops.



How to take fire extinguisher.

Please ask a contact point for recycle system nearby.

In case of asking to collect them?

Specified contact point

The points are fire extinguisher stores which can collect fire extinguishers. There are about 4,200 companies in Japan.



In case of looking for a contact point.

消火器リサイクル窓口

Search

(Fire extinguisher recycle promotion center/search for recycle contact point)

TEL : 03-5829-6773

(Opening hour: 9:00~17:00, except Saturday, Sunday & national holidays and 12:00~13:00)



In case of sending them by postal service.

※Corporation can not send fire extinguishers.

In case of taking them directly?

Specified contact point



or



Designated collecting place

The places are established by Japan Fire Extinguisher Manufacturing Association. There are about 210 places in Japan.

※The recycle seal might not be available at certain contact points. Please ask the contact point before taking the fire extinguisher.

An application by phone is needed before sending fire extinguisher. Unless the application, post offices do not accept it. Collection of fire extinguisher is available at 2,200yen (fixed charge in Japan, tax excluded and expense for recycle included). When receiving an invoice and specified box for sending, please pay the charge on delivery. ※The consumption tax is needed on the charge separately. ※This service is not available in certain remote islands.

Call center for Japan Post's domestic parcel delivery service (in case of sending by postal service only) 0120-822-306

Let's recycle used small-sized home electric appliance!

Used small-sized home electric appliance is collected.

Valuable resources are included in the parts of small-sized home electric appliances.

Used small-sized home electric appliances such as mobile phone, digital camera, etc. **are taken as large waste or collected at collecting boxes, as usual.**

Thank you for your cooperation.

Collecting boxes

City Office, Okimi Citizen Center,
Mitaka Branch Office,
Oogaki Branch Office

Opening hour

Within office opening hours

Notice

Please take mobile phone after removing the private information saved in the phone, and take small-sized home electric appliance after removing fluorescent lights, electric bulbs, batteries, etc.

Examples of items to be collected

Used small-sized home electric appliance (electronic device) which can be put into the input slot (45cm by 20cm)



Items not collected

Please dispose of these items according to related rules appropriately.

● Items related to Home Appliance Recycling Law (TV, air conditioner, refrigerator, freezer, washing machine, clothes dryer)

● recording medium such as CD, DVD, etc.

● battery, fluorescent light

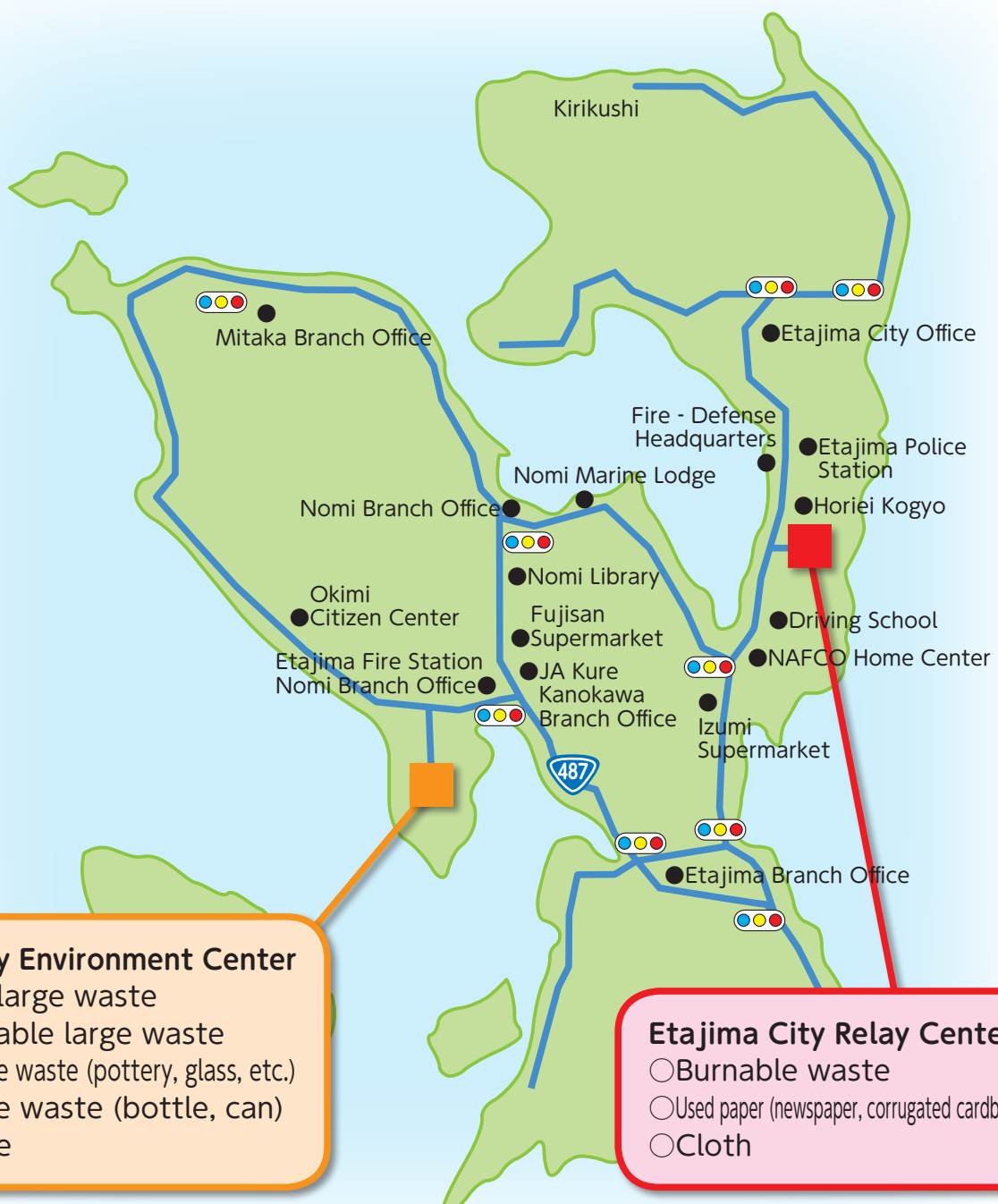


Waste disposal facility

■ Etajima City Environment Center, 10718-1, Okadaio, Okimi Town, Etajima City ☎49-1731

■ Etajima City Relay Center, 4-1-13, Washibe, Etajima Town, Etajima City ☎42-2113

Opening hour Monday~Friday
9:00AM~12:00PM 13:00PM~16:00PM
(except year-end and New Year holidays)



Brining in waste

You can directly bring waste to each center (a service charge will be applied)

Please ask each center about how to bring in and the service charges.

Burnable waste

please bring in by making shorter than 50cm

[Etajima City Relay Center]

Non-burnable waste

do not mix waste that can be collected as resources

[Etajima City Environmental Center]

Buranable large waste

Please take waste after removing oil, battery, etc.
and make sure to cut waste under 1m50cm in length.

[to Etajima City Environment Center]

Non-burnable large waste

Please take waste after removing oil, battery, etc.
and make sure to cut waste under 1m50cm in length.

[to Etajima City Environment Center]

Recyclable Wast

Bottles and Cans: make sure to remove caps and rinse out the inside with water.

Use up the contents of a can and rinse out the inside with water.
PET Bottles: make sure to remove caps and rinse out the inside with water.

Make sure to peel off labels.

[Etajima City Environmental Center]

Used Paper: Newspapers (flyers), magazines and carton boxes
should be brought in after separation.

Clothes: all dirty clothes should be taken out as burnable waste.

[Etajima City Relay Center]

Hazardous/dangerous waste

Please bring in dry cell batteries, fluorescent lamps
and blades, etc., after separation.

[Etajima City Environmental Center]

*Matters of Note: 1. Large bulk waste due to moving, etc., should be brought in by individuals.

2. Please follow the instructions of the center staff.

Contact for Inquiries about waste

Etajima City, Environmental Section 43-1637

Etajima City Environmental Center 49-1731

Etajima City Relay Center 42-2113